



Updating Personal Information  
Actualización de su información personal  
更新你的个人信息

Computer | Computadora | 电脑



Phone | Teléfono | 电话



# Computer | Computadora | 电脑



Find the internet.  
Your computer will  
have one of these

Encuentra internet. Su  
computadora tendrá  
uno de estos.

打开网络。你的电脑会  
有以下网页之一。



Internet Explore



Google Chrome



Firefox



# Phone | Teléfono | 电话



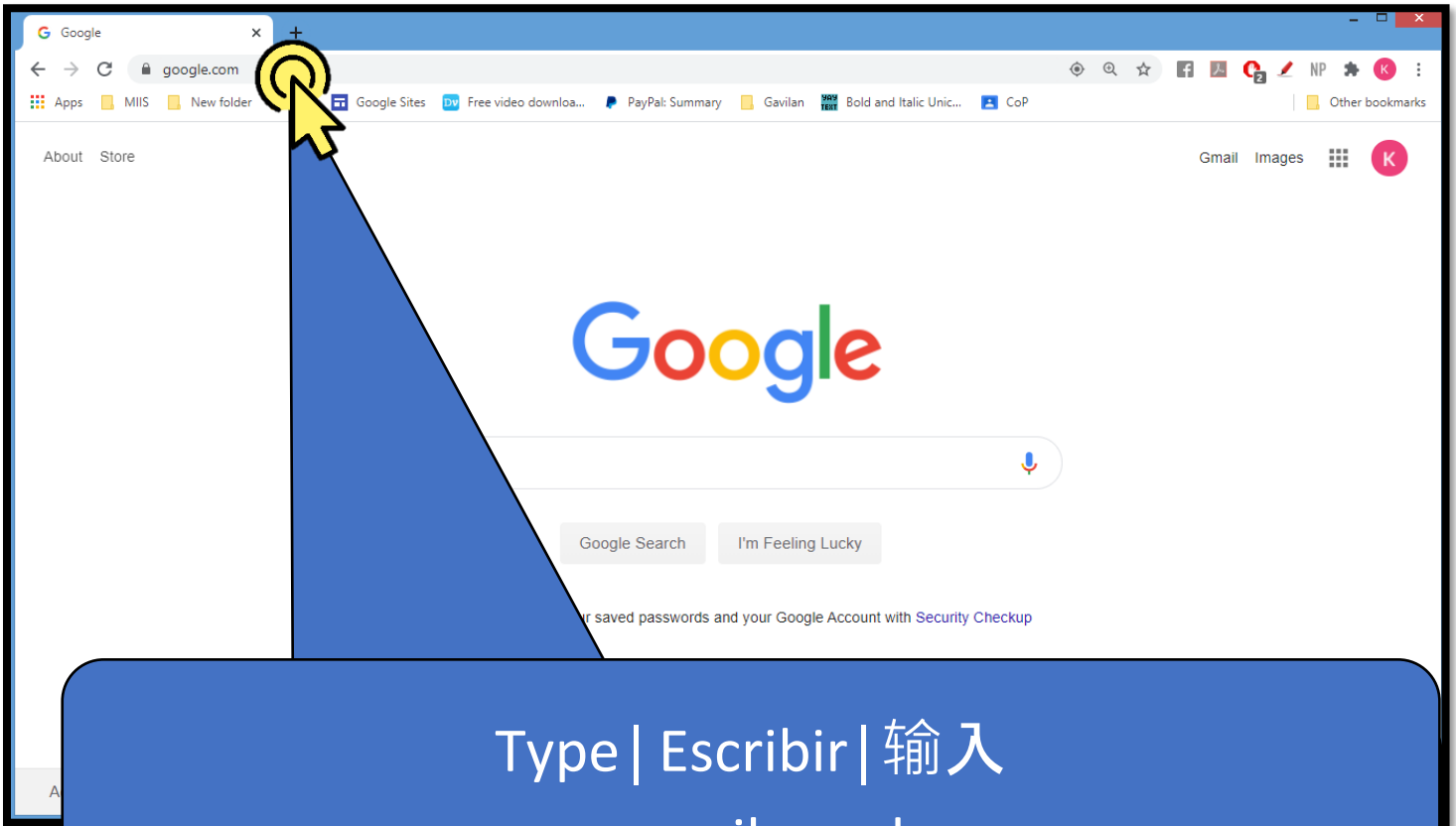
Find the internet | Spanish | Chinese



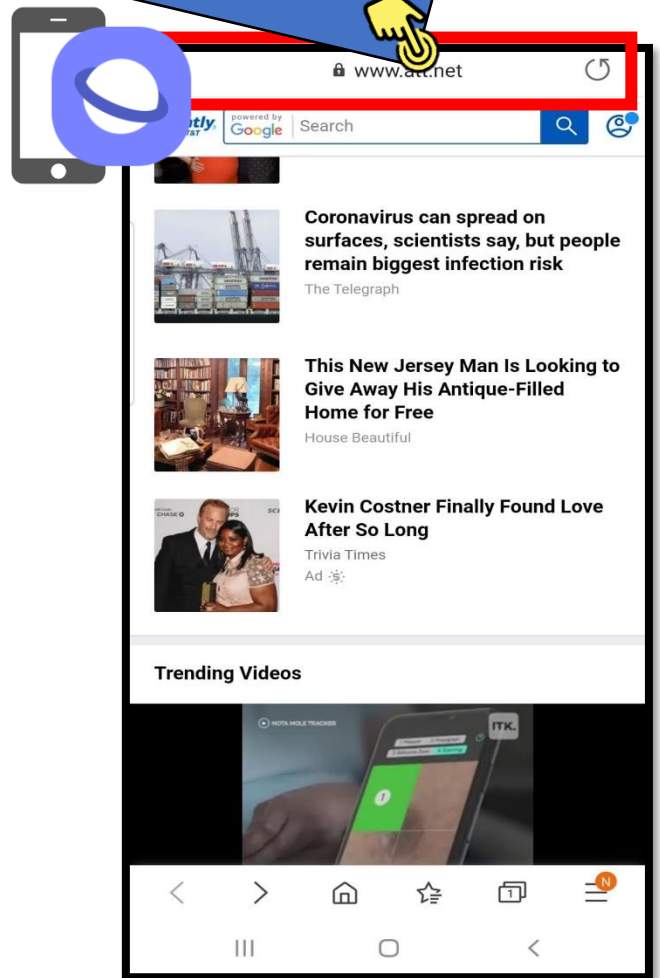
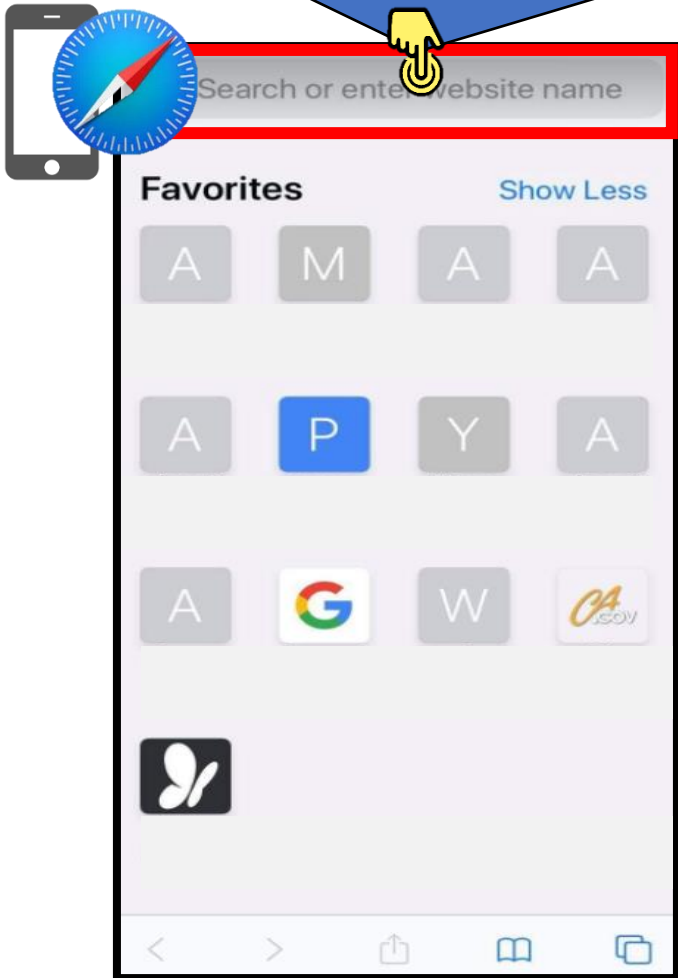
iPhone



Android



Type | Escribir | 输入  
my.gavilan.edu:





## Secure Access Login

Gavilan ID:



1) Student ID | Identificación del Estudiante | 学生证号

Password:



2) Password | Contraseña | 密码



3) Click | Precione aquí | 点击

*Welcome to myGav*

If you have been using **Self-Service Banner**, then you know how convenient it is to register, check your schedule, and view your transcript online. Now, **myGav** brings your Self-Service Banner, iLearn, and other services into one place! Simply sign on **once** for access to Gavilan College online.

- How do I get my ID and PIN? [Watch this video!](#)

MYGAV

Welcome

Welcome  
myGav Home / Welcome

Gavilan Announcements

Announcements

All

Subject	Preview
> Need a laptop for Fall Semester?	Need a laptop for Fall Semester? Gavilan ... Delivery Date: Aug 11, 2020

Show Hidden

Personal Information

- Update Addresses and Phones
- Update E-mail Addresses
- Update Emergency Contacts
- Change PIN

Gavilan College Spotlight

MyPath

Customized step-by-step guide to get started at Gavilan College.  
(Must use Chrome as a web browser)

Gavilan Webmail

NEW Gavilan E-mail



## Personal Information

- Update Addresses and Phones
- Update E-mail Addresses
- Update Emergency Contacts
- Change PIN

Welcome

myGav Home / Welcome

Gavilan Announcements

Announcements

All

Subject

> Need a laptop for Fall Semester?

Show Hidden

Personal Information

- Update Addresses and Phones
- Update E-mail Addresses
- Update Emergency Contacts
- Change PIN



Actualice su dirección y teléfonos  
更新你的电话和地址

## Personal Information

1

Update Addresses  
and Phones



2

Update E-mail  
Addresses



3

Update Emergency  
Contacts




4

Change PIN







Actualiza tu contacto de emergencia  
更新你的紧急联系人

Cambiar PIN | 更改密码



### Personal Information

- Update Addresses and Phones 
- Update E-mail Addresses 
- Update Emergency Contacts 
- Change PIN 




**Personal Information** Faculty Employee

Search

[RETURN TO MENU](#) [SITE MAP](#) [HELP](#) [EXIT](#)

## Update Addresses and Phones - Select Address

 Update an existing address by clicking on the **Edit this Address** button next to the corresponding address.

### Addresses and Phones

Mailing	Phones
<b>Current:</b> Jan 09, 2020 to (No end date)	<b>Primary</b>

Type of Address to Insert:



### Personal Information

- Update Addresses and Phones
- Update E-mail Addresses
- Update Emergency Contacts
- Change PIN

## Update Addresses and Phones - Update/Insert

**1**

**Mailing**

Valid From This Date:MM/DD/YYYY

Until This Date:MM/DD/YYYY

Address Line 1: (required)

Address Line 2:

Address Line 3:

City: (required)

State or Province: (required)

ZIP or Postal Code: (required)

County:

Nation:

Delete this Address:

**2**

Primary Phone Number For This Address:

Area Code	Phone Number	Extension	International Access Code and Phone Number	Unlisted
<input type="text"/>	<input type="text"/>	<input type="text"/>	OR <input type="text"/>	<input type="checkbox"/>

Phone Type	Area Code	Phone Number	Ext.	International Access and	Unlisted Delete
Select	<input type="text"/>	<input type="text"/>	<input type="text"/>	OR <input type="text"/>	<input type="checkbox"/>
Select	<input type="text"/>	<input type="text"/>	<input type="text"/>	OR <input type="text"/>	<input type="checkbox"/>
Select	<input type="text"/>	<input type="text"/>	<input type="text"/>	OR <input type="text"/>	<input type="checkbox"/>
Select	<input type="text"/>	<input type="text"/>	<input type="text"/>	OR <input type="text"/>	<input type="checkbox"/>
Select	<input type="text"/>	<input type="text"/>	<input type="text"/>	OR <input type="text"/>	<input type="checkbox"/>

Gavilan College Self-Service Banner

Personal Information Faculty Employee

Search  Go RETURN TO MENU SITE MAP HELP EXIT

### Update Addresses and Phones - Select Address

Update an existing address by clicking on the Edit this Address button next to the corresponding address.

Addresses and Phones	Phones
Mailing	
Current: Jan 09, 2020 to (No end date)	Primary:
<input type="text"/>	<input type="text"/>

Type of Address to Insert:

**Submit**

**3**


**Submit**

**4**

**Submit**

Select a Different Address to Update





### Personal Information

- Update Addresses and Phones
- Update E-mail Addresses
- Update Emergency Contacts
- Change PIN

## Gavilan College Self-Service Banner

Personal Information Faculty Employee

Search

[RETURN TO MENU](#) [SITE MAP](#) [HELP](#) [EXIT](#)

### Update E-mail Addresses - Select Address (Admin Secured)

Update an existing e-mail address by selecting the link. Insert a new e-mail address by selecting the address type from the list and selecting Submit.

#### E-mail Addresses

Gavilan E-mail Address  
[@gavilan.edu](#) Preferred

Personal E-mail Address  
[@gmail.com](#)

Cannot Change | No puede cambiar | 无法更改

Type of E-mail to Insert:

# Personal Information

Update Addresses and Phones

Update E-mail Addresses



Update Emergency Contacts

Change PIN



## Gavilan College Self-Service Banner

Personal Information Faculty Employee

Search  Go

[RETURN TO MENU](#) [SITE MAP](#) [HELP](#) [EXIT](#)

### Update E-mail Addresses - Update/Insert

E-mail must be entered for an e-mail address update or insert; all other fields are optional. Please check "Make this your Preferred address" for your primary email address. You may specify only one preferred e-mail address.

#### Personal E-mail Address

E-mail:

Comment:

Delete this address:


#### Preferred Gavilan E-mail Address

@gavilan.edu

Select a Different E-mail Address to Update

[ [View E-](#)

RELEASE: 8.7



## Gavilan College Self-Service Banner

Personal Information Faculty Employee

Search  Go

[RETURN TO MENU](#) [SITE MAP](#) [HELP](#) [EXIT](#)

### Update E-mail Addresses - Select Address (Admin Secured)

Update an existing e-mail address by selecting the link. Insert a new e-mail address by selecting the address type from the list and selecting Submit.

#### E-mail Addresses

##### Gavilan E-mail Address

[@gavilan.edu](#) Preferred

##### Personal E-mail Address



[@gmail.com](#)

Type of E-mail to Insert:

## Personal Information

Update Addresses and Phones 

Update E-mail Addresses 

Update Emergency Contacts  

Change PIN 



Gavilan College  
Self-Service  
Banner




**Personal Information** Faculty Employee

Search

[RETURN TO MENU](#) [SITE MAP](#) [HELP](#) [EXIT](#)

## Update Emergency Contacts

 Update a contact by selecting that contact and making the necessary changes.

### Emergency Contacts

Order Name	Address and Phone	Relationship
1		Mother

2 [New Contact](#)

[ [View Emergency Contacts](#) ]

# Personal Information

Update Addresses and Phones



Update E-mail Addresses



Update Emergency Contacts



Change PIN



## Gavilan College Self-Service Banner

Personal Information Faculty Employee

Search

[RETURN TO MENU](#) [SITE MAP](#) [HELP](#) [EXIT](#)

### Update Emergency Contacts

Enter a new emergency contact. When finished, Submit Changes.

1

Remove Contact:

Order:

Relationship:

First Name:

Middle Name:

Last Name:

Address Line 1:

Address Line 2:

Address Line 3:

City:

State or Province:

Zip or Postal Code:

Country:

Area Code	Phone Number	Extension
<input type="text"/>	<input type="text"/>	<input type="text"/>


Telephone:

2

3

[ [View Emergency Contacts](#) ]

## Personal Information

Update Addresses and Phones 

Update E-mail Addresses 

Update Emergency Contacts 

Change PIN  



# Gavilan College Self-Service Banner

Personal Information Faculty Employee

Search  Go

[MENU](#) [SITE MAP](#) [HELP](#) [EXIT](#)

## Change PIN

Please create a PIN between 6 and 8 characters using both letters and numbers.

1 Enter Old PIN:   
Enter New PIN:   
Re-enter New PIN:

2



Please write your new PIN down.  
Por favor escriba su nuevo PIN.  
请写下你的新密码